

# Phosphorus Sorption Characteristics of Red Soils from Lampung, West- and Central Java

Syamsul Arifin Siradz<sup>1</sup>

Received 25 June 2008 / accepted 24 December 2008

## ABSTRACT

**Phosphorus Sorption Characteristics of Red Soils from Lampung, West- and Central Java (S.A. Siradz):** Red soil is a common name used to identify any soil showing yellowish to reddish colour, these soils mainly occur in tropical and subtropical regions. The term is frequently used to convey an image of red, infertile, acid soils in the tropics and is associated with tropical and subtropical climates which are characterized by high temperature and humidity. Major soil constraints to crop production may include low pH, low available P and high P fixation capacity, toxicity due to Al and sometimes Mn and Fe, deficiencies of N, Ca, Mg, K, and micronutrients e.g. Mo, Zn and Cu, low CEC and low base saturation, and very low content of weatherable minerals. The aim of this study was to determine the phosphorus sorption characteristics of red soils from Lampung, West Java and Central Java. Soils were sampled at depth of 0-20 cm from minimally disturbed sites after discarding the uppermost few cm consisting of an accumulation of litter. The samples were air-dried, crushed using a ceramic mortar and pestle and then passed through a 0.5 mm stainless steel sieve. Measurements of P sorption were conducted by equilibrating 200 mg of air dry soil (<0.5 mm) in 20 mL 0.2 M KCl containing 0-30  $\mu\text{g P mL}^{-1}$ . P concentrations in filtrate were determined by the molybdate blue method. Phosphorus sorption data for soils were fitted to simple Langmuir and Freundlich isotherm equations and both equations described the data equally well. Langmuir P sorption maximum ( $x_m$ ) for soil ranged from 719-2747  $\mu\text{g P g}^{-1}$ , with median values of 1.825  $\mu\text{g P g}^{-1}$ . There were systematic decreases in the values of Langmuir sorption maximum ( $x_m$ ) for soils from Lampung > West Java and Central Java. Values of pH(NaF),  $\text{Al}_d$ , and exchangeable Ca were most predictive of P sorption in these soils.

**Keywords:** Latosols, Langmuir isotherm, Oxisols, P sorption, red soils

## INTRODUCTION

Red soils occupy about 29% of arable land in Indonesia and more than 80% of them are on flat to undulating areas where agricultural expansion is most favourable. A major problem of these soils for plant growth is severe to high deficiency of P. Severe deficiency of P and the low efficiency of P fertilization is generally attributed to fixation of P by iron and aluminium oxides *sensu lato*. The iron and aluminium oxides are capable of adsorbing much phosphate on a unit weight basis but are only minor constituents of the soils whereas alumino-silicate clay is a major constituent and may provide an important contribution to P sorption. Further it has been proposed that the mechanism for sorption was the same for the various clay minerals and there are two proposed sorption

mechanisms: exchange of phosphate ions with the hydroxyl group linked to the gibbsite layer, and as exchangeable anions which counter a positive charge developed by the adsorption of protons. At low concentrations P was sorbed in accordance with the Langmuir adsorption isotherm for all exchange cations and clay minerals. Clay saturated with divalent ions sorbed more P than clay saturated with monovalent ions.

Because of similarities in the sorption isotherms for alumino-silicates and hydrous oxides, it may be concluded that the adsorption of P was similar for kaolin, gibbsite and pseudoboehmite, differing only in the number of adsorption sites. The adsorption and fixation of phosphate ions onto natural soil kaolin is not fully understood. Most studies on the adsorption of phosphate on kaolin have been carried out using

<sup>1</sup> Faculty of Agriculture, Gadjah Mada University, Yogyakarta 55281, Indonesia.

Corresponding author: Telp/Fax: +62-274-548814, e-mail: ssiradz@ugm.ac.id

*J. Tanah Trop.*, Vol. 14, No. 1, 2009: 25-31

ISSN 0852-257X

macrocrystalline (>1µm) well ordered kaolins of geological origin with the main aim being to investigate mechanisms of adsorption. Little attempt has been made to determine the phosphate adsorption behaviour of soil kaolin and to relate this behaviour to other characteristics of the mineral. Soil kaolin may differ substantially in structure, morphology and composition from mineral kaolin. Similarly there has been little work on P sorption by micro-crystalline iron oxides removed from soil in contrast with the large number of experiments with synthetic iron and aluminium oxides (Dimirkou and Ioannou, 1998). Soil iron oxide commonly differ substantially from most synthetic iron oxides and may exhibit quite different P sorption behaviours. The aim of this study was to determine the phosphorus sorption characteristics of red soils from Lampung, West Java and Central Java, Indonesia.

**MATERIALS AND METHODS**

Soil sampling sites were on cleared and developed land but from minimally disturbed sites after discarding the uppermost few cm consisting of an accumulation of litter. The samples were air-dried, crushed using a ceramic mortar and pestle and then passed through a 0.5 mm stainless steel sieve. These samples were then divided into 3 parts, one part was used for particle size analysis and for collecting the clay fraction (< 2µm) for mineralogical analysis. One part was for general chemical analysis and P sorption study, and one part for a reserve. Detailed descriptions of soil analysis were presented elsewhere (Siradz, 2000). Some of basic soil properties such as pH, electrical conductivity (EC), and organic C (OC) may summarized in Table 1.

Measurements of P sorption were conducted by equilibrating 200 mg of air dry soil (<0.5 mm) in 20 mL 0.2 M KCl containing 0-30 µg PmL<sup>-1</sup>. A few drops of toluene were added to the tubes to suppress microbial growth. The tubes were sealed with plastic caps and shaken longitudinally for 24 hours at approximately 25°C on a horizontal platform shaker.

After shaking suspensions were centrifuged at 2000 rpm for 15 minutes and the supernatant was filtered through Whatman No 5 filter paper. P concentrations in filtrate were determined by the molybdate blue method.

Sorption studies always face the need to define synthetic parameters that can be used to make quantitative comparisons between soils. The reaction between phosphate and soils in particular has been described mathematically by several adsorption isotherm equations i.e. Langmuir equation (Bolster and Hornberger, 2007; Jiao *et al.*, 2007; Jiao *et al.*, 2008), Freundlich equation (Zhang and Selim, 2007; Bolster and Hornberger, 2007; Jiao *et al.*, 2008), Temkin equation (Anghinoni *et al.*, 1996; Ioannou *et al.*, 1998), and Elovich equation (Dimirkou and Ioannou, 1998) Among these equations the Langmuir and Freundlich equations are the most frequently used to describe the relationship between equilibrium P added and P sorbed by soils and their constituents. Sorption parameters derived from these equations may predict the maximum sorption capacity ( $x_m$ ) and abundance of adsorption sites (k) for the soils are therefore useful in analysing soil fertility and other management parameters.

The P sorption isotherm data for the soil samples were fitted to the linear form of Langmuir and Freundlich equations, which can be written:

The Langmuir Equation:

$$x = \frac{(ax_m c)}{(1 + ac)} \dots\dots\dots\text{Equation 1}$$

where:  $c$  = concentration of P in equilibrium solution (µg PmL<sup>-1</sup>),  $x$  = amount of P sorbed (µg Pg<sup>-1</sup> soil),  $x_m$  = sorption maximum (µg Pg<sup>-1</sup> soil),  $a$  = coefficient related to bonding energy

Transformation to linear form gives:

$$\frac{c}{x} = \frac{1}{ax_m} + \frac{c}{x_m} \dots\dots\dots\text{Equation 2}$$

Table 1. Range and median of pH, EC and OC of Indonesian red soils.

Sample Site	pH (H <sub>2</sub> O)		pH (CaCl <sub>2</sub> )		pH (NaF)		EC, mS cm <sup>-1</sup>		OC, g kg <sup>-1</sup>	
	Range	Med	Range	Med	Range	Med	Range	Med	Range	Med
Lampung	3.83-5.06	4.16	3.83-4.89	4.04	8.16-9.24	8.85	0.06-0.33	0.12	2.6-22.6	7.7
W Java	3.75-5.46	4.36	3.65-5.39	4.24	8.26-9.40	8.93	0.10-0.53	0.22	4.7-27.6	10.5
C Java	4.08-5.48	4.67	4.07-5.44	4.56	8.57-9.13	8.82	0.08-0.54	0.28	5.6-22.4	14.4

A plot of  $c/x$  against  $c$  should give a straight line with slope  $1/x_m$  and intercept  $1/ax_m$ . The major advantage of the Langmuir equation is that the adsorption maximum ( $x_m$ ) can be calculated.

The Freundlich equation may be written:

$$x = k c^b \quad \text{.....Equation 3}$$

where:  $x$  = amount of P sorbed,  $c$  = P concentration in equilibrium solution,  $k$  and  $b$  = constants, where,  $k$  is a measure of sorption surface and  $b$  relates to the energy of sorption

This equation implies that the energy of adsorption decreases exponentially with increasing saturation of the surface. The equation above can be written in linear form as:

$$\log x = \log k + b \log c \quad \text{.....Equation 4}$$

Plotting  $\log x$  against  $\log c$  should give a straight line of line with slope  $b$  and intercept  $\log k$ .

## RESULTS AND DISCUSSION

### Characteristics of Phosphate Sorption Isotherms

To illustrate the results of this study, P in equilibrium solution has been plotted against P sorbed. All soil samples showed strong P sorption. The overall shapes of isotherm curve for each samples were remarkably similar despite the great differences in the amount of P sorbed at a particular P concentration in solution. Each isotherm was characterized by a large increase in the amount of P sorbed for equilibrium solution (concentration range of 0 to approximately  $1.0 \mu\text{g P mL}^{-1}$ ). The P sorbed in

this concentration range is generally attributed to chemisorption involving ligand exchange between phosphate and OH at the surface of soil particles (Bhatti *et al.*, 1998). The P sorption isotherm presented correspond to 24 hrs of equilibration but continuing sorption would have occurred for longer equilibration times (Barrow *et al.*, 1998). There is much evidence, most recently from Strauss *et al.* (1997), that the continuing slow reaction is caused by diffusion of ions from the surface of the adsorbing particle into its interior. Because of the high affinity and non linear sorption behavior of phosphate for reactive surfaces of metal (hydro)oxides, it is considered that phosphate diffusion always associated with sorption. The sorption mechanism is assumed to involve the formation of surface coating of metal phosphate at the expense of underlying metal(hydro)oxide and includes adsorption on the walls of the inner pores of porous particles or an intermediate situation (Lookman *et al.*, 1994). Since phosphate ions are negatively charged, there is a semi permanent increase in negative charge and therefore a decrease in the electric potential of the reacting soil particle (Barrow *et al.*, 1998).

Fitting adsorption data to the adsorption equations was carried out by plotting the data in the transformed linear forms of the adsorption equations. The goodness of fit was assessed by simple linear regression coefficients calculated for the linear transforms. Plotting the adsorption data of all soils in the linear form of the Langmuir and Freundlich equations resulted in similar and highly significant relationships between P in equilibrium solution and P sorbed by soil. Typical plots of the P sorption data for sample from

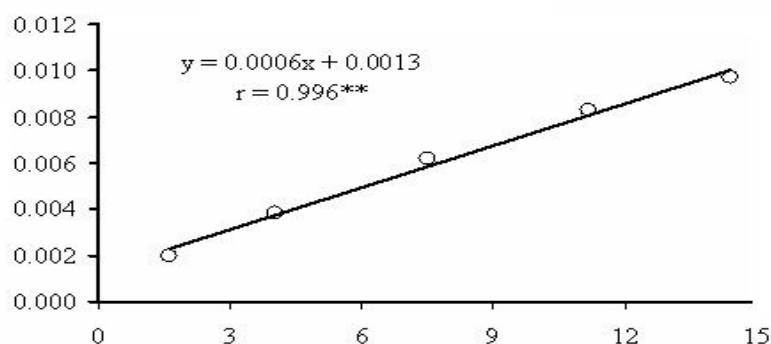


Figure 1. Typical curves for soil P adsorption plotted as Langmuir isotherms for sample A5 from Lampung.

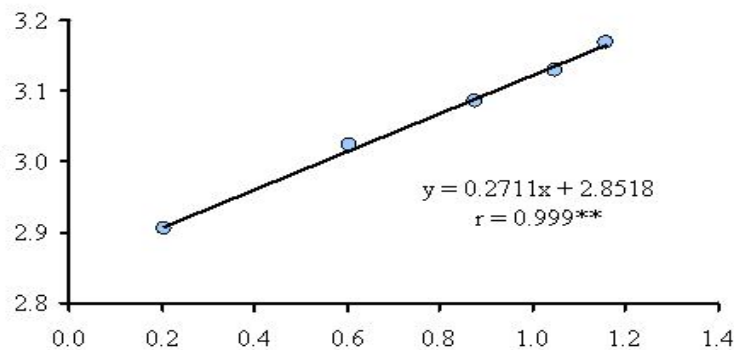


Figure 2. Typical curves for soil P adsorption plotted as Freundlich isotherms sample A5 from Lampung

Lampung following Langmuir and Freundlich equations are presented in Figure 1 and Figure 2.

There are a wide range of values of the Langmuir maximum sorption capacity for soils. However, the sorption parameters were similar for soils from Lampung and West Java. For this group of soils the median value of sorption parameter  $x_m$  is about 2.000  $\mu\text{g P g}^{-1}$  soil. For soils from Central Java the value of  $x_m$  is about 1.500  $\mu\text{g P g}^{-1}$  soil. Similarly, the value of  $k$  derived from Freundlich equation which is indicative of the number of sorption sites was about 1.000 unit for soils from Lampung and West Java and about 500 unit for sample from Central Java (Table 2).

Table 2. Range, mean and median values of the Langmuir maximum sorption capacity ( $x_m$ ) and sorption site energy constant ( $k$ ) for soils.

Sampling Area		$x_m$ ( $\mu\text{g P g}^{-1}$ )	$k$
All Sample	Range	719-2747	388-1569
	Mean	1871	955
	Median	1825	923
Lampung	Range	1451-2748	388-1569
	Mean	1968	1045
	Median	2023	1085
West Java	Range	1748-2710	752-1783
	Mean	2075	1099
	Median	2004	966
Central Java	Range	719-1960	422-1051
	Mean	1495	656
	Median	1503	549

Compared to some published data the present data for P sorption by Indonesian Red soils indicate moderate levels of P sorption. Fontes (1988) reported an average value of 4482  $\mu\text{g P g}^{-1}$  for  $x_m$  of Brazilian Oxisols derived from sandstone, clay stone, mafic rock and schist. On the other hand Syarif (1990) found the  $x_m$  value for Andosols from Indonesia was 4.510  $\mu\text{g P g}^{-1}$ . Clearly there is a large diversity of  $x_m$  values both within and between soil types (Table 3).

### Phosphate Sorption and Soil Properties

The contents of iron and aluminium oxides/oxyhydroxides are often considered as a major causes of the high P retention capacity of tropical soils. Microcrystalline, poorly ordered oxide minerals may be present which would have a larger sorption capacity than well crystalline forms. Some workers proposed that amorphous Fe and Al compounds (determined as oxalate soluble Fe and Al) governed the sorption capacity of Red soils (Owusu-Bennoah *et al.*, 1997; Vanderhove *et al.*, 1998). In contrast with these authors, in this study it has been found that  $\text{Al}_d$  (dithionite-citrate-bicarbonate soluble Al) was a superior indicator ( $r = +0.549^{**}$ ) (Figure 3) of P sorption capacity.

A strong correlation between  $\text{Al}_d$  and P sorption by soil has been reported by several workers (Tsadilas *et al.*, 1996). Much of  $\text{Al}_d$  may be present in Al substituted iron oxides (Siradz, 2000).

$\text{Fe}_d$  showed a positive relationship with  $x_m$  but the relationship is less significant than for  $\text{Al}_d$ . However, since there is a strong relationship between  $\text{Al}_d$  and  $\text{Fe}_d$  (Siradz, 2000) and the amounts of  $\text{Fe}_d$  in

Table 3. A comparison of Langmuir maximum sorption capacity ( $x_m$ ) for soils reported by other workers

Soil	$x_m$ , $\mu\text{g Pg}^{-1}$	References
Andosols, Indonesia	4510	Syarif, 1990
Oxisols, Brazil	4482	Fontes, 1988
Oxisols, Jonggol-Indonesia	3302	Prasetyo and Gilkes, 1994
Yellow Podzolic, Western Australia	2132	Singh and Gilkes, 1991
Red earth, Western Australia	1321	Singh and Gilkes, 1991
Calcareous soils, Morocco	808	Amrani <i>et al.</i> , 1999
Red yellow Latosols, Brazil	805	Pereira and Defaria, 1998
Present study	2000	

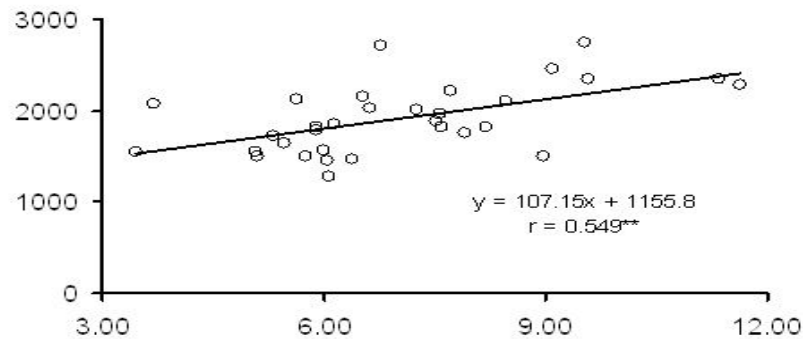


Figure 3. Relationship of Langmuir sorption maximum ( $x_m$ ) with  $Al_d$ .

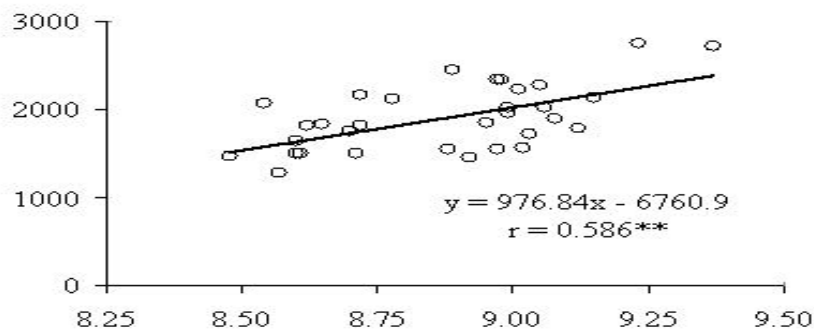


Figure 4. Relationship between  $x_m$  and  $\text{pH}(\text{NaF})$

soils are about 8-10 fold those of  $Al_d$ ,  $Fe_d$  may play a more important role in the overall P sorption by the Indonesian Red soil for present study. Positive relationship between P sorption and  $Fe_d$  have been identified by many workers (Careira and Lajtha, 1997; Bonifacio and Barberis, 1999).

P sorption maximum ( $x_m$ )(Figure 4) and the sorption site coefficient ( $k$ ) are positively and significantly correlated to  $\text{pH}(\text{NaF})$ . Gilkes and Hughes (1994) suggested that  $\text{pH}(\text{NaF})$  would provide an accurate and convenient estimate of potential P sorption by soils since NaF solution releases surface

hydroxyl from poorly ordered compounds which correspond to the oxalate soluble Al fraction. For this study a strong positive relationship exists between P sorption capacity and  $Al_d$  which is considered to be free Al in crystalline oxides in soil. This indicates that NaF solution released OH not only from poorly ordered but also from well ordered Al compounds.

Further results of this study indicates that there was a negative and much less significant relationship ( $r = -0.333^*$ ) exists between P sorption maximum and  $pH(CaCl_2)$ .  $pH(CaCl_2)$  has been considered to be a measure of exchange acidity which measured  $Al^{3+}$  in addition to  $H^+$ . The negative relationship between  $x_m$  and  $pH$  shows that sorption decreases with increasing soil  $pH$ . This can be partly explained by the decrease in positive charge of hydroxy-surfaces with increasing  $pH$ , namely the disappearance of  $-H_2O^+$  ligands that have very strong affinity for phosphate. The negative relationship between P sorption and  $pH$  is consistent with the findings of other workers (Ioannou *et al.*, 1994; Zhang *et al.*, 1996).

P sorption parameters  $x_m$  were also negatively and very strongly correlated with exchangeable Ca ( $r=-0.529^{**}$ ), base saturation ( $r=-0.702^{**}$ ) and electrical conductivity (EC)( $r=-0.416^*$ ). However, these properties are not independent variables since there are strong interrelationships between BS, EC and exchangeable Ca (Siradz, 2000).

Organic C is known to affect P sorption in several ways, the net effects of which can be positive, negative or nil. The most positive effects have often been attributed to the inhibition of oxide crystallization by organic molecules, which contribute to an increase in the proportion of  $Fe_o$  and  $Al_o$ . At low  $pH$ , phosphate can be adsorbed by protonated amino-groups. Adverse effects of organic matter on P sorption are considered to be mostly due to the competition of organic anions with phosphate for adsorption sites (Afif *et al.*, 1995; Violante *et al.*, 1996).

In this study, the sorption parameter  $k$  is negatively related to organic C. In view of the mechanisms mentioned earlier, this observation suggests that the dominant effects of organic carbon in the soils is to provide organic compounds that compete with phosphate for sorption sites on mineral surfaces. A negative relationship between total organic C content and P sorption has also been reported by Ngachie (1996) and Silva *et al.* (1997).

In Table 1, it can be seen that median values of  $x_m$  of soils systematically decreased in the order

Lampung > West Java > Central Java. This trend can be explained as a consequence of the negative relationships of  $x_m$  with soil  $pH$ , organic C, exchangeable Ca and base saturation, all of these soil properties follow the reverse order Lampung < West Java < Central Java.

## CONCLUSIONS

The shapes of isotherm curve for each samples were remarkably similar despite the great differences in the amount of P sorbed at a particular P concentration in solution. Each isotherm was characterized by a large increase in the amount of P sorbed for equilibrium solution (concentration range of 0 to approximately  $1.0 \mu g P mL^{-1}$ ). The P sorbed in this concentration range is generally attributed to chemisorptions involving ligand exchange between phosphate and OH at the surface of soil particles

P sorption data for soils were fitted to simple Langmuir and Freundlich isotherm equations and both equations described the data equally well. Langmuir P sorption maximum ( $x_m$ ) for soil ranged from 719-2747, with median values of  $1.825 \mu g P g^{-1}$ . The dimensionless Freundlich parameter  $k$  which is believed to indicate the abundance of sorption sites ranged from 388-1569. There were systematic decreases in the values of Langmuir sorption maximum ( $x_m$ ) for soils from Lampung > West Java and Central Java. This trend is likely to be related to the inverse relationships of P sorption with  $pH$  and organic matter which is a consequence of climatic factors e.g. different rainfall in these sampling areas. Values of  $pH$  (NaF),  $Al_d$ , and exchangeable Ca were most predictive of P sorption in these soils. It has been long recognized that  $pH$  (NaF) is useful in predicting P sorption by Andept and lateritic soils of Western Australia (Gilkes and Hughes, 1994) but it appear its use may be extended to Red soils of Indonesia.

## REFERENCES

- Afif, E., V. Barron, and J. Torrent. 1995. Organic matter delays but does not prevent phosphate sorption by Cerrado soils from Brazil. *Soil Sci.* 159: 207-211.
- Amrani, M., D.G. Westfall, and L. Moughli. 1999. Phosphate sorption in calcareous Moroccan soils as affected by soil properties. *Comm. Soil Sci. Plant Anal.* 30: 1299-1314.
- Anghinoni, I., V.C. Baligar, and R.J. Wright. 1996. Phosphorus sorption isotherm characteristics and

- availability parameters of Apalachian acidic soils. *Comm. Soil Sci. Plant Anal.* 27: 2033-2048.
- Barrow, N.J., M.D.A. Bolland, and D.G. Allen. 1998. Effect of previous additions of superphosphate on sorption of phosphate. *Aust. J. Soil Res.* 36: 359-372.
- Bhatti J.S., N.B. Comerford, and C.T. Johnston. 1998. Influence of oxalate and soil organic matter on sorption and desorption of phosphate onto a spodic horizon. *Soil Sci. Soc. Am J.* 62: 1089-1095.
- Bolster, C.H. and G. M. Hornberger. 2007. On the use of linearized Langmuir equations. *Soil Sci. Soc. Am. J.* 71: 1796-1806.
- Bonifacio, E. and E. Barberis. 1999. Phosphorus dynamics during pedogenesis on serpentinite. *Soil Sci.* 164: 960-968.
- Careira, J.A., and K. Lajtha. 1997. Factors affecting phosphate sorption along a mediterranean dolomitic soil and vegetation chronosequence. *Europ. J. Soil Sci.* 48: 139-149
- Dimirkou, A. and A. Ioannou. 1998. Kinetics of phosphate sorption by goethite-and bentonite-goethite (b-g) system. *Comm in Soil Sci. Plant Anal.* 29: 2119-2134.
- Fontes, M.P.F. 1988. Iron oxide mineralogy in some Brazilian Oxisols. PhD thesis. NCSU-Raleigh, North Carolina.
- Gilkes, R.J. and J.C. Hughes. 1994. Sodium fluoride pH of south-western Australian soils as an indicator of P sorption. *Aust J. Soil Res.* 32: 755-766.
- Ioannou, A., A. Dimirkou, and P. Papadopoulos. 1998. Phosphate sorption by goethite and kaolinite-goethite (k-g) system as described by isotherms. *Comm Soil Sci Plant Anal.* 29: 2175-2190.
- Ioannou, A., A. Dimirkou, and M. Doula. 1994. Phosphate sorption by calcium-bentonite as described by commonly used isotherm. *Comm. Soil Sci. Plant Anal.* 25: 2299-2312.
- Jiao, Y., J. K. Whalen, and W. H. Hendershot. 2007. Phosphate sorption and release in a sandy-loam soil as influenced by fertilizer sources. *Soil Sci. Soc. Am. J.* 71: 118-124.
- Jiao, Y., W. H. Hendershot, and J.K. Whalen. 2008. Modeling phosphate adsorption by agricultural and natural soils. *Soil Sci. Soc. Am. J.* 72: 1078-1084.
- Lookman, R., P. Grobet, R. Merck, and K. Vlassak. 1994. Phosphate sorption by synthetic amorphous aluminium hydroxides: a  $^{27}\text{Al}$  and  $^{31}\text{P}$  solid state MAS NMR spectroscopy study. *Euro. J. Soil Sci.* 45: 37-44.
- Ngachie, V. 1996. Phosphate sorption of an acid mineral soil as affected by liming, organic material addition, and heating. *Trop. Agric.* 73: 175-179.
- Owusu-Bennoah E., C. Szilas, H.C.B. Hansen, and O.K. Borggaard. 1997. Phosphate sorption in relation to aluminum and iron oxides of oxisols from Ghana. *Comm. Soil Sci. Plant Anal.* 28: 685-697.
- Pereira, J.R., and C.M.B. Defaria. 1998. Phosphorus sorption in some soils of the semi-arid region of the Brazilian Northeast. *Pesquisa Agropecuaria Brasileira* 33: 1179-1184.
- Prasetyo, B.H., and R.J. Gilkes. 1994. Properties of iron oxides from red soils derived from volcanic tuff in West Java. *Aust. J. Soil Sci.* 32: 781-794.
- Silva, M.L.N., N. Curi, P. Blancaneaux, J.M. Delima, and A.M. Decarvalho. 1997. Green manure-corn rotation and phosphorus adsorption in an Oxisol. *Pesquisa Agropecuaria Brasileira.* 32: 649-654.
- Siradz, S.A. 2000. Mineralogy and chemistry of red soils of Indonesia. PhD Thesis, University of Western Australia.
- Strauss, R., G.W. Brummer, and N.J. Barrow. 1997. Effects of crystallinity on goethite: I. Preparation and properties of goethite of differing crystallinity. *Euro J. Soil Sci.* 48: 87-99.
- Syarif, S. 1990. Some characteristics of Andosols from western Indonesia, Ph D thesis, Soil Science and Plant Nutrition, The University of Western Australia
- Tsadilas, C.D., V. Samaras, and D. Dimoyiannis. 1996. Phosphate sorption by red Mediterranean soils from Greece. *Comm. Soil Sci. Plant Anal.* 27: 2279-2293.
- Vandenhove, H., S. Perera, W. Maduraperuma, and R. Merck. 1998. Phosphate sorption by Sri Lankan soils used for rice production: relation between Tempinkin sorption coefficients and soil and plant parameters. *Trop. Agric.* 75: 355-362.