

Dynamics of pH, Ferrum and Mangan, and Phosphorus on Newly Opened Paddy Soil having High Soil Organic Matter on Rice Growth

Ladiyani Retno Widowati¹ and Sukristyonubowo²

¹Indonesian Soil Research Institute, Jl. Juanda No.98, Bogor, 16123, Indonesia,

e-mail: ladiyaniwidowati@gmail.com; ladiyaniw@yahoo.com

²Indonesian Soil Research Institute, Jl. Tentara Pelajar No. 12 Cimanggu, Bogor, Indonesia,

e-mail: sukristiyonubowo@yahoo.com

Received 28 April 2011 / accepted 15 November 2011

ABSTRACT

Research had been carried out at the Research and Soil Testing Laboratory and Greenhouse of Soil Research Institute, Bogor using newly opened paddy soil from Pesisir Selatan districts, West Sumatra (one year old). Total treatments tested were 12 which were combination of farmer rate, NPK recommendation ($\frac{1}{2}\times$; $\frac{3}{4}\times$; $1\frac{1}{2}\times$), straw compost ($\frac{1}{2}\times$; $\frac{3}{4}\times$; $1\frac{1}{2}\times$), and dolomite. The trial was conducted using a completely randomized design with three replications. This research had been prepared in two units, one unit for observing plant response to nutrient management and another unit for incubation trial with the same treatment placed in the greenhouse. Rice cultivar used was IR-42 in accordance to the preferred varieties of local farmers. The sampling method for measuring the solubility of Fe^{2+} and Mn^{2+} , as well as the availability of PO_4^{3-} was by centrifuge 50 g mud samples from the incubation pots then separated clear extract using filter paper. The observation results on dynamics of pH, Fe^{2+} , Mn^{2+} and PO_4^{3-} mainly occurred in 1 to 14 days after submerging (incubation). After 14 days soil reaction had reached thermodynamic sequence of oxidation-reduction processes, the PO_4^{3-} more available and pH of the soil reached the peak. The optimum dose of NPK fertilizer obtained 0.875 NPK or equal to 175 kg of urea, 87.5 kg of SP-36 and 87.5 kg KCl ha^{-1} . The highest number of hills achieved from straw compost treatment $1\frac{1}{2}$ organic matter (OM) or 3 tons with an increase of 20%. Application of ameliorant dolomite increased the number of tillers about 2-3%, but insignificantly different with no dolomite treatment.

Keywords: Ferrum, mangan, paddy soil, phosphate, rice, soil pH

INTRODUCTION

Rice places a strategic position in Indonesia as staple food as well as a source of income and employment. More than 90% of the total rice is produced through irrigated rice system and the rest is produced from non-irrigated rice systems (BPS 2006). Along with the increase of (1) food demand due to increasing population, (2) the need for housing and industrial, and transportation infrastructure, (3) competition between the water requires for agriculture, industry and households, and (4) water pollution, therefore the availability of extensive irrigated rice land for rice cultivation becomes increasingly narrower and the scarce of irrigation water, which in turn decreases rice production (Baghat *et al.* 1996; Bouman and Tuong 2001; BPS 2002). In order to fulfill food security,

increasing productivity of newly opened paddy soil should be taking into consideration. The production target is an additional two million tons per year or about 5% year⁻¹ to maintain national food self-sufficiency (Anonymous 2007).

Newly opened paddy soil has a morphological, chemical, physical and mineral composition depends on the characteristic of initial soil properties. Previous research reports that the submerging will cause some change in soil chemical properties. Ponnampurna (1978) concluded that the submerging will reduce Eh, increases and decreases pH, and increases availability of phosphorus. This P element derived from the liberation of an inert AlPO_4 ($\text{KSP} = 10^{-23}$) to form $\text{Al}(\text{OH})_3$ which is more difficult to dissolve ($\text{KSP} = 10^{-33}$) (Dixon *et al.* 1977) and it can be derived from the solubility of mineral strengit ($\text{FePO}_4 \cdot 2\text{H}_2\text{O}$).

Submerging of acid soil of newly opened paddy soil causes the reduction of iron Fe^{3+} to Fe^{2+} and Mn^{4+} to Mn^{2+} . Soils having high Fe oxide content in the reduction environment will dissolve and harm

to plants when the Fe content exceeds 2,000 mgkg⁻¹ (CSAR 1993) or when the concentration of iron in the plant is more than 300 mg kg⁻¹ which is the critical limit of iron toxicity to rice plant (Joseph *et al.* 1996; Lokossou 2006), and Sulaeman *et al.* (1997) found 260 mg kg⁻¹ is critical limit in the soil. Other research obtained iron toxicity was appeared when the iron levels in the soil are 20-40 mg L⁻¹ (van Breemen and Moorman 1978).

Soil rich in active Mn and organic matter will produce high Mn²⁺ dissolved in 1 to 2 weeks after submerging but it will decrease and stable at 10 mg kg⁻¹ (Randhawa *et al.* 1978) meanwhile the critical limit of soil Mn is 15-60 mg kg⁻¹ (Black 1968).

Increasing rice productivity of newly opened paddy soil can be obtained by application of ameliorant such as organic matter and lime. Widowati and Rochayati (2008) have done research in South Kalimantan and concluded that ameliorants containing Ca, Mg and micro elements, and also the addition of N, P, K and organic matter were capable to improve the productivity of the newly opened paddy soil. Based on the above background, the research was aimed to study the dynamics of pH, Fe and Mn, and P of newly opened paddy soil having high organic matter content on the rice growth, and to examine the optimum rate of inorganic fertilizer, dolomite and straw for rice growth.

MATERIALS AND METHODS

Study Site

Research had been conducted at the Research and Soil Testing Laboratory and Greenhouse of Soil Research Institute using the soil sample from newly opened paddy soil (one year old) from the Pesisir Selatan districts, West Sumatra which classified as Inceptisols (alluvial).

Research Design

Experimental design used was a Completely Randomized Design (CRD) with 3 replications, and the treatment consisted of farmer rate; four levels of N, P, and K fertilizer; three levels of straw compost; N, P, K fertilizer time application, and dolomite. As a base line, the treatment is illustrated at Table 1.

Before the greenhouse experiment begin, selected initial soil characteristics were analyzed namely texture (pipette method), pH (H₂O 1:2.5), organic matter, N (Kjeldahl method) and C-organic (Walkley and Black method), Bray P-1 and K-exc (NH₄OAc. pH 7.0), P and K potential (HCl 25% extract), as well as micro-nutrient content of Fe, Al, Mn, and Zn (DTPA extract).

After collecting soil sample from 0 to 20 cm soil depth, bulk soils were then homogenized and

Table 1. Treatments of the nutrient management research on newly opened paddy soil.

No. Treatments	Urea	SP-36	KCl	Dolomite	Straw Compost
 kg ha ⁻¹ Mg ha ⁻¹	
1. Farmers rate (FR)	0	0	0	0	0
2. FR + OM* + dolomite	0	0	0	1	2
3. NPK recommendations (N-rec)	200	100	100	0	0
4. NPK-rec + OM	200	100	100	0	2
5. ¾ NPK-rec + OM	150	75	75	0	2
6. ½ NPK-rec + OM	100	50	50	0	2
7. ¼ NPK-rec + OM	250	125	125	0	2
8. NPK-rec (NK 3 times)	66.7	100	33.3	0	0
	66.7		33.3	0	0
	66.7		33.3	0	0
9. NPK-rec + OM + dolomite	66.7	100	33.3	1	2
(NK applied 3 times)	66.7		33.3	0	0
	66.7		33.3	0	0
10. NPK-rec + OM + dolomite	200	100	100	1	2
11. NPK-rec + ½OM	200	100	100	0	3
12. NPK-rec + ½PO	200	100	100	0	1

*Air dry bases.

weighed 5 kg per pot, submerged one day then mudded. The research had been prepared in two units, one unit for observed plant response to nutrient management and another unit for incubation trial with the same treatment placed in the greenhouse. The mudded soil for trial using plant was incubated for 7 days and planted. Rice seed “IR-42” was immersed for 14 days and then transplanted four plants per pot. At the age of 2 WAT (week after transplanting), 2 plants were thinned. Growth parameters observed were plant height and number of tillers.

Along with preparation of unit research for rice growth, also had been prepared unit incubation studies placed in adjacent. The soil in pots without plants (incubation studies) was observed intensively for the behavior of pH, PO_4^{3-} , Fe and Mn by sampling at 1, 3, 7, 14, 21, 28, 35, and 42 DAT (days after transplanting). In the initial test result there was no significant difference between soil pH in pot with plant and pH in incubation studies having coefficient correlation 0.9602, so that the soil

sampling in pots without plants considered to be representative of the pots with plants. Each soil sampling, the soil in the pot was mixed uniformly then taken ± 50 g of mud into centrifuge tube and centrifuged for 10 minutes at 2,500 rpm (Gotoh and Patrick 1974; Leeper 1974). Clear extract or supernathan was separated from the soil using filter paper, then measured for Fe and Mn level by using Atomic Adsorption Spectrofotometer Varian type AA55 (AAS), available P (equivalent with using extract water) was measured using spectrophotometer at wavelength 636 nm.

Statistical Analysis

Obtained data was analyzed for mean significant difference of the treatment using Anova (SPSS v.15). In order to measure the variation of the data, standard deviation was calculated and presented as error bar in the graph. Response curve of each parameter as affected by treatment was plotted in aim to illustrate the parameter dynamics in soil having high organic matter.

Table 2. Initial soil characteristics of newly opened paddy soil of the Pesisir Selatan district, West Sumatra.

Parameter	Methods	Value	Criteria*
Texture	Pipette		Clay
Sand (%)		4	
Silt (%)		34	
Clay (%)		63	
pH H ₂ O	pH meter	4.68	Acid
pH KCl	pH meter	3.57	
C (%)	Kurmies	8.12	Very high
N (%)	Kjehdahl	0.44	Medium
C/N		18	High
Potencial-P and K	HCl 25 %		
P ₂ O ₅ (mg kg ⁻¹)		497	High
K ₂ O (mg kg ⁻¹)		550	High
Available-P ₂ O ₅ (mg kg ⁻¹)	Bray 1	6.4	Low
Cation exchange capacity	NH ₄ OAc pH 7.0		
K (Cmol (+) 100 g ⁻¹)		0.05	Very Low
Ca (Cmol (+) 100 g ⁻¹)		5.14	Low
Mg (Cmol (+) 100 g ⁻¹)		0.99	Low
Na (Cmol (+) 100 g ⁻¹)		0.09	Very Low
CEC (Cmol (+) 100 g ⁻¹)	NH ₄ OAc pH 7.0	29.49	High
Base saturation (%)		21	Low
Micro elements	DTPA extract		
Fe (mg kg ⁻¹)		241.8	Limit 260 mg kg ⁻¹
Mn (mg kg ⁻¹)		34.7	Limit 15-60 mg kg ⁻¹
Cu (mg kg ⁻¹)		0.94	
Zn (mg kg ⁻¹)		0:42	

*Assessment criteria are based on the results of Soil Analysis (Balittanah 2005).

RESULTS AND DISCUSSION

Soil Characteristics

Characteristics of soil used in the study were as follows: clay texture, acid pH, very high C-organic content (8.12%), high P and K HCl 25% content (Table 2). This soil had medium soil chemical fertility. In order to support plant growth the limiting factor should be eliminated or reduced. The main constraint was the low-available K ($0.05 \text{ cmol kg}^{-1}$) and available iron with value 241 mg kg^{-1} Fe (critical limit in soil solution is 260 mg kg^{-1} , Sulaeman *et al.* 1997) and 34.7 mg kg^{-1} Mn (critical limit in soil solution is $15\text{--}60 \text{ mg kg}^{-1}$, Black 1968).

Dynamics of Soil pH

Soil reaction observations showed a drastic increase in the average of 1.5 units from the first week up to the third week incubations and stable at value 6.5 to 7 up to the end of incubation (Figure 1). Reduction process consumes proton, therefore

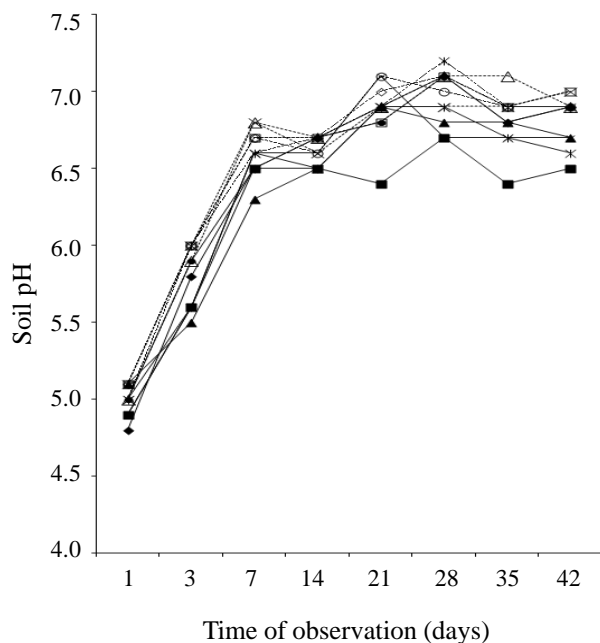


Figure 1. Dynamics of soil pH with incubation time of newly opened paddy fields having high organic matter content. —■— = Farmer rate, —▲— = Farmer rate + OM + dolomite, —×— = NPK-rec, —*— = NPK-rec + OM, —●— = 3/4 NPK-rec + OM, —◆— = 1/2 NPK-rec, —□— = 1/4 NPK-rec, —△— = NPK-rec (NK 3x), —*— = NPK-rec + OM + dolomite (NK 3x), —*— = NPK-rec + OM + dolomite, —◇— = NPK-rec + 1/2 OM, and —◆— = NPK-rec + 1/2 OM.

in general soil pH in submerged condition will increase close to neutral. The dynamics of soil pH on the farmer rate did the lowest than other treatments. The low pH dynamics because the treatment of farmer rate was not added any fertilizer and ameliorant or it was called as control soil. According to Ritvo, *et. al.* (2002), when an acid soil is high in reduced Fe form, soil pH will reach a neutral pH after few weeks submerging, this is in accordance with the observations obtained pH 7 after two weeks incubation. Iron toxicity could occur at pH normal value in condition if redox potential was about 110-125 mV and oxygen content was below $3\text{--}4 \text{ mg L}^{-1}$ in soil having high carbon content (Audebert 2006).

Dynamics of Ferrum

Ferrum measurements at first day incubation were on average of $0.18 \text{ mg Fe L}^{-1}$ and continued to increase up to $11.1 \text{ mg Fe L}^{-1}$ at 9th weeks incubation (Figure 2). In other words, the iron levels were are still below the critical level ($20\text{--}40 \text{ mg L}^{-1}$) which could be harm to the plant. According to Tadano and Yoshida (1978), acid paddy soil rich in organic matter and high-active iron (Fe^{3+}) will produce high Fe^{2+} concentration at the first few days of flooding, then decrease and stabilize at levels of $50\text{--}100 \text{ mg kg}^{-1}$ (EDTA method). The curve pattern of all treatments west almost similar as the time-incubation and there was a tendency to decrease in 42 days after incubation. Iron concentration in the soil solution which can cause iron toxicity in the soil according to some research results depends on soil pH (Noor and Jumberi 1998). Concentration in the soil at 100 mg kg^{-1} Fe with a pH of 3.7 and the concentration of 300 mg kg^{-1} Fe with a pH of 5.0 can be poison to the plants (Tadano and Yoshida 1978). The study of Sulaiman *et al.* (1997) showed the critical limit concentration of Fe (extraction of $1\text{N NH}_4\text{OAc pH 4.8}$) in the soil can cause iron toxicity to rice planted in the tidal area which is 260 mg kg^{-1} Fe, whereas the critical limit of Fe toxicity in plant tissue of rice “IR-64” is 200 mg kg^{-1} Fe.

Although Fe^{2+} concentrations in the soil solution were still below the toxic limit, there was a tendency Fe^{2+} affected the rice growth which were marked by slow growth of transplanted seedlings (10 days) and there were rust spots on older leaves. After two WAT the rice plant grew normally. Plants can grow normally because the soil redox condition of the fields reach the sequence of thermodynamics. According to Patrick and Reddy (1978), stages or sequences of reduction process has finish at an

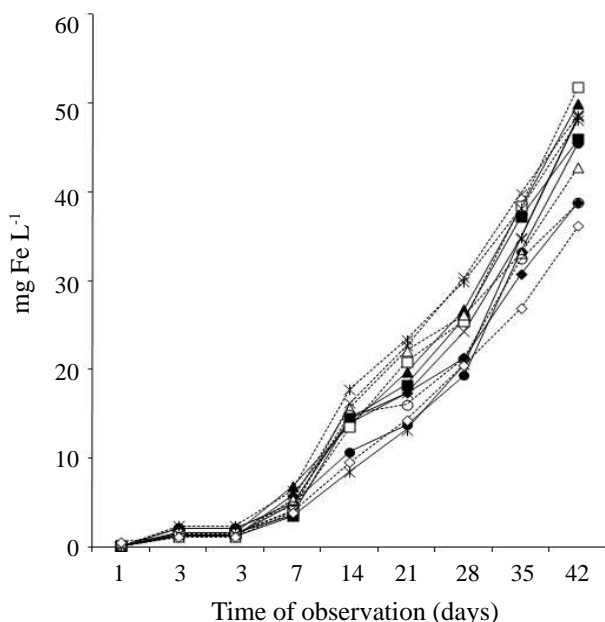


Figure 2. Fe levels in the soil solution of newly opened paddy fields having high organic matter content. ■ = Farmer rate, ▲ = Farmer rate + OM + dolomite, × = NPK-rec, * = NPK-rec + OM, ● = 3/4 NPK-rec + OM, ◆ = 1/2 NPK-rec, □ = 1/4 NPK-rec, △ = NPK-rec (NK 3×), * = NPK-rec + OM + dolomite (NK 3×), * = NPK-rec + OM + dolomite, ○ = NPK-rec + 1/2 OM, and ◇ = NPK-rec + 1/2 OM.

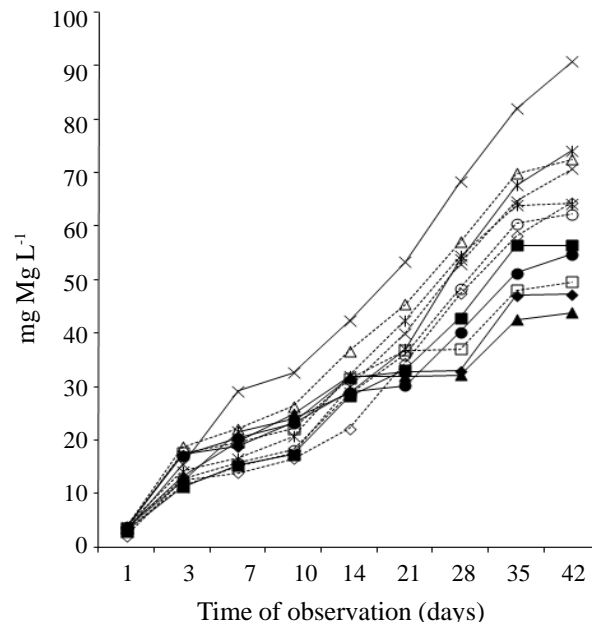


Figure 3. Cumulative levels of Mn in newly opened paddy soil having high organic matter content. ■ = Farmer rate, ▲ = Farmer rate + OM + dolomite, × = NPK-rec, * = NPK-rec + OM, ● = 3/4 NPK-rec + OM, ◆ = 1/2 NPK-rec, □ = 1/4 NPK-rec, △ = NPK-rec (NK 3×), * = NPK-rec + OM + dolomite (NK 3×), * = NPK-rec + OM + dolomite (NK 3×), ○ = NPK-rec + 1/2 OM, and ◇ = NPK-rec + 1/2 OM.

average of 12 to 14 days after submerging. It is in accordance with the finding of this research.

Dynamics of Mangan

Dynamics of the observed Mn showed no particular pattern. At first day incubation Mn was in the average of 3.39 mg Mn L⁻¹ and increased to 11.1 mg L⁻¹ at 2 weeks incubation, then the levels Mn in the solution decreased in the average of 8 mg kg⁻¹ up to 6 weeks. The trend was closed to the finding of van Breemen and Moorman (1978) on the solubility of Mn²⁺ in acid soil that is rich in active manganese and soil organic matter, the soil solution produced high soluble Mn²⁺ at 1-2 weeks then decreased and stabilized at level of 10 mg kg⁻¹. Mn toxicity rarely occurs in lowland rice. Despite high Mn concentrations in solution, Mn toxicity is uncommon because rice is comparatively tolerant of large Mn concentrations. Rice roots are able to exclude Mn and rice has a high internal tolerance for high tissue Mn concentrations (Dobermann and Fairhurst 2000).

To observe the effect of treatment on the levels of dissolved Mn, the data was made in the form of cumulative (Figure 3). From the graph it can be seen that the treatment of NPK recommendation had the highest soluble Mn levels, and the treatment of Farmer rate + OM + dolomite had the lowest soluble Mn. Low levels of Mn in this treatment might be caused by the addition of organic fertilizer (compost straw) and dolomite which suppressed Mn solubility in water soluble form. Regarding with plant response, Shah Alam *et al.* (2003), reported additional K can partially alleviate the symptoms of Mn toxicity and Mn-induced Fe deficiency in rice seedlings and significantly improves plant growth.

Dynamics of Phosphorus

Available phosphorus increased firstly at 2 weeks incubation and then the trend was varied depending on treatment (Figure 4). The highest available phosphorus was from the treatment of NPK + OM + dolomite. The availability of phosphorus was related to soil pH in which when

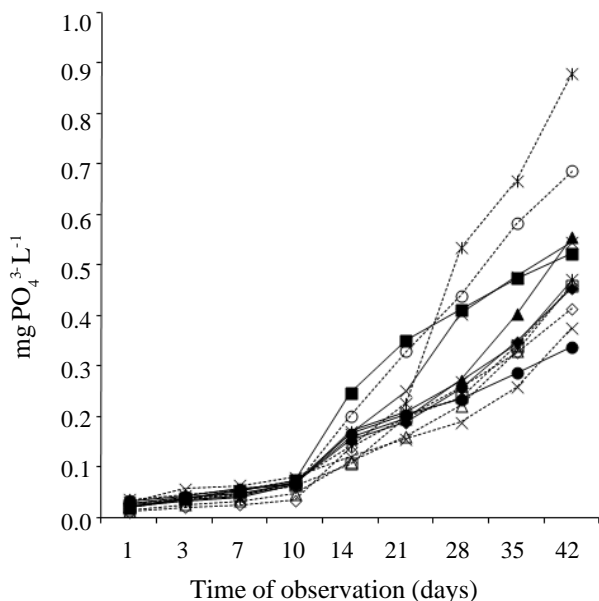


Figure 4. Cumulative levels of PO_4^{3-} in the soil solution of newly opened paddy soil having high organic matter content. \blacksquare = Farmer rate, \blacktriangle = Farmer rate + OM + dolomite, \times = NPK-rec, \ast = NPK-rec + OM, \bullet = $\frac{3}{4}$ NPK-rec + OM, \blacklozenge = $\frac{1}{2}$ NPK-rec, \square = $\frac{1}{4}$ NPK-rec, \triangle = NPK-rec (NK 3 \times), \ast = NPK-rec + OM + dolomite (NK 3 \times), \ast = NPK-rec + OM + dolomite, \diamond = NPK-rec + $\frac{1}{2}$ OM, and \diamond = NPK-rec + $\frac{1}{2}$ OM.

soil pH increases and reach the peak then phosphorus is more available. Reduction of ferric form into ferrous promotes the released of soluble phosphorus into soil solution. Furthermore, an increasing of soil pH also causes the release of phosphorus from ferric-phosphate (Fe-P) and Al-P (Patrick and Reddy 1978). This was an evidence that the availability of phosphorus was controlled by pH and Fe^{2+} and it was started from 2 weeks incubation.

Plant Growth

The transplanted seedlings at the first week showed slow adaptation and afterwards started to grow at day 10th. This situation was different from the general rice growth on the intensified paddy fields, where at the fourth day of transplanting the seedlings started to grow (*lilir*). The soil produced sulfur (H_2S) and had a strong smell and also there was the presence of an oily layer from the reduced Fe at the planting time up to 10-14 DAT. After the smells and oily layer began to decrease, the rice plant showed good perform. The disappearance of

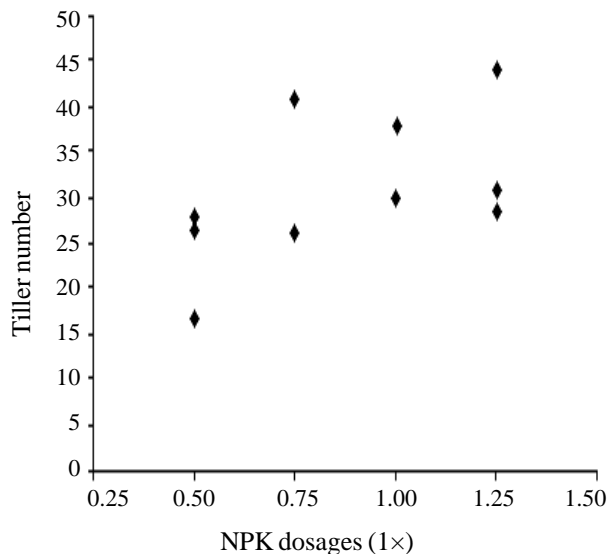


Figure 5. The influence of various dosages of NPK fertilizer to the number of tillers (NPK dosages 1 \times equivalent to 200 kg Urea, 100 kg SP36, and 100 kg KCl ha^{-1}).

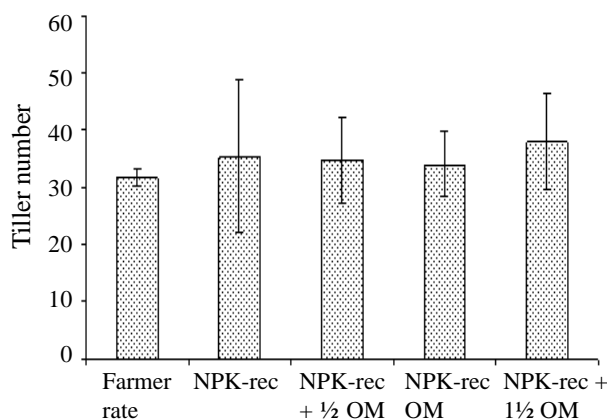


Figure 6. The number of tillers in response to straw compost rate in the research of nutrient management on newly opened paddy soil.

those matters was followed by the increasing of phosphorus availability. It can be stated that plant growth was related to the dynamics of pH, Fe, Mn and P. Generally high levels of Fe in the soil were capable to suppress Mn uptake by plants, therefore a soil having high Fe content would show minimal Mn toxicity (Todano and Yoshida 1978). Naturally rice plants also had ability to refuse Mn absorptions.

Tillers number per hills number as a response of NPK level showed that applications of $\frac{1}{2}$ NPK and $\frac{3}{4}$ NPK were inadequate for optimum growth (Figure 5). After reaching 0.875 dosage of NPK or equal to 175 kg of urea, 87.5 kg SP-36 and 87.5 kg of KCl, the number of rice hills was not different with the higher rate. So that the dosage of fertilizer more than 0.875 NPK was inefficient, and over

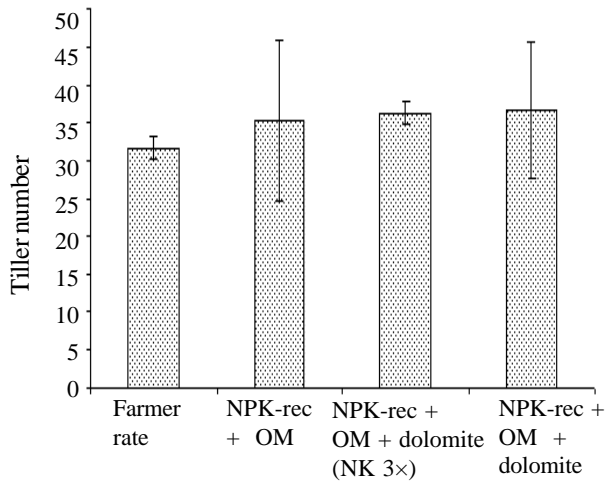


Figure 7. The number of tillers in response to dolomite application in the research of nutrient management of newly opened paddy soil.

fertilization was susceptible to contaminate agricultural environment.

To measure the influence of organic matter on plant growth, rice straw compost rate was made in three levels of $\frac{1}{2}$ dosages (1 Mg ha^{-1}), 1 dosages (2 Mg ha^{-1}), and $1 \frac{1}{2}$ dosages (3 Mg ha^{-1}). The number tiller of hills tended to increase but it was not significant between the dosages compared to farmers rate (Figure 6). The increments in the number of hills treatment NPK; NPK-rec + $\frac{1}{2}$ OM; NPK-rec + OM, and NPK-rec + $1\frac{1}{2}$ OM, were 12, 9, 7, and 20%, respectively. The lack of hills number response to the treatment rice straw compost was due to very high initial soil C-organic content (8.12%). Application of straw compost as source organic materials was aimed in controlling the reduction level in order not to be low since the straw was organic matter having low-energy. According to Hartatik *et al* (2008), the application of organic matter having low-energy ($C/N > 10$) in the rice soil will suppress Eh value more negative. Highly reductive conditions will not provide a good environment for root growth.

The application of dolomite (NPK + OM + dolomite) slightly increased the number of hills 2-3% compared to the treatment of NPK-rec + OM alone (Figure 7). Dolomite served as ameliorant material by increasing soil pH and supplying Ca and Mg. The newly opened paddy soil requires additional nutrients Ca and Mg because initial levels of those two bases were low, which is lower than critical level for optimum rice grow ($< 100 \text{ cmol Ca kg}^{-1}$) (Dobermann and Fairhurst 2000). With the addition of these two bases are expected the plant more resistant to disease or harm effect

of Fe and increased product quality, which accordance with research result of Widowati *et al.* (2003), on newly opened paddy soil in South Kalimantan.

CONCLUSIONS

Specific nutrient management is required on the newly opened paddy field having high organic matter content. Consideration has to be focused on pH stability as indicator of thermodynamic equilibrium, where it was reached at 14 days of incubation. The phosphorus availability increased after iron and mangan reached redox sequences. In order to prevent reduction process moves too low, application of low energy organic material such as rice straw compost is one alternative.

Optimum anorganic fertilizer was obtained 0.875NPK or equal to 175 kg of urea, 87.5 kg of SP-36 and $87.5 \text{ kg KCl ha}^{-1}$. The anorganic fertilizer can be combined with two tons of straw compost having 20% increment, and with ameliorant dolomite having 2-3% increment.

ACKNOWLEDGEMENTS

The research was funded by SINTA Project from Ministry of Research and Technology in collaboration with Soil Research Institute. Thanks to Linca Anggria, M.Sc. Iin Dwi Suharti, S.Si. and Marta Debora Friska for analytical assistance.

REFERENCES

- Anonymous. 2007. Fertilizer recommendation N, P and K in paddy fields specific locations. Regulation of the Minister of Agriculture No. 40/Permentan/OT.140/4/2007, April 11, 2007. Agency of Agriculture Research and Development. Department of Agriculture. 286 p (in Indonesian).
- Audebert A. 2006. Diagnosis of risk and approaches to iron toxicity management in lowland ricw farming. In: A Audebert, LT Narte, P Kiepe, D Miller and B Beks (eds). Iron Toxicity in Rice-based System West Africa. Africa Rice Center (WARDA) 01 B.P. 2031, Cotonou, Benin, pp.6-12.
- Balittanah. 2005. Manual for the Soil, Plants, Water and Fertilizers Chemistry Laboratory. In: BH Prasetyo, D Santoso and LR Widowati (eds). Indonesian Center for Agricultural Land Resources Research and Development - Indonesian Agricultural Agency for Research and Development (ICALARD – IAARD), 136 p. (in Indonesian).
- Bhagat RM, SI Bhuiyan and K Moody. 1996. Water, tillage and weed interactions in lowland tropical rice: a review. *Agric Water Manage* 31: 165-184.

- Black CA. 1968. Soil-plant Relationships. Wiley Eastern (Put.) Ltd. New Delhi.
- Bouman BAM and TP Tuong. 2001. Field water management to save water and increase its productivity in irrigated lowland rice. *Agric Water Manage* 49: 11-30.
- BPS [Badan Pusat Statistik]. 2002. Indonesia Statistics. Central Bureau of Statistics. Jakarta (in Indonesian).
- BPS [Badan Pusat Statistik]. 2006. Indonesia Statistics. Central Bureau of Statistics. Jakarta (in Indonesian).
- CSAR [Center of Soil and Agroclimate Research]. 1993. Soil Survey and Research Merowi I, West Kalimantan. Agricultural Agency for Research and Development. Bogor.
- Dixon JB, SB Weed, JA Kittrick, ML Mirford and JL White. 1977. *Minerals in Soil Environments*. Soil Science Society of America, Madison, Wisconsin, USA. 948 pp.
- Dobermann A and T Fairhurst. 2000. Rice: Nutrient Disorder and Nutrient Management. International Rice Research Institute – Potash and Phosphate Institute (PPI) – Potash and Phosphate Institute of Canada (PPIC). 191 p.
- Gotoh S and WH Patrick Jr. 1974. Transformations of manganese in a waterlogged soil as affected by redox potential and pH. *Soil Sci Soc Am Proc* 36: 738-742.
- Hartatik W, Sulaeman and A Kasno. 2008. Soil chemical changes and amelioration on newly opened paddy soil. In: F Agus, Wahyunto and D Santoso (eds). *Newly Opened Paddy Field*. Indonesian Center for Agricultural Land Resources Research and Development (ICALRRD). Agricultural Agency for Research and Development. Agriculture Department, pp. 53-76 (in Indonesian).
- Joseph PA, WV Miller and MC Halbrooks. 1996. Iron toxicity stress cause Broze Speckle, a specific physiological disorder of Marigold (*Tagetes erecta* L.). *J Am Soc Hort Sci* 121 (3): 430-437.
- Leeper GW. 1974. The forms and reactions of manganese in the soil. *Soil Sci* 63: 79-94.
- Lokossou B. 2006. Evaluating iron toxicity on rice production in Lotodenou in Southern Benin. In: . Audebert, LT Narte, P Kiepe, D Miller and B Beks (eds). *Iron Toxicity in Rice-based System West Africa*. Ap. 125-132.
- Noor A and A Jumberi. 1998. The role of ameliorant materials, potassium fertilizer and varieties to overcome iron toxicity in rice plants on tidal land. In: Workshop proceedings on Agricultural Development Strategy Kalimantan Region, 2-3 December 1997 in Banjarbaru. Agricultural Research Agency. Installation Research and Assessment of Agricultural Technology Banjarbaru. pp. 275-279 (in Indonesian).
- Patrick WH Jr and CN Reddy. 1978. Chemical changes in rice soils. In: *Soil and Rice*. IRRI. Los Baños. Philippines, pp. 361-379.
- Ponnamperuma FN. 1978. Electrochemical changes in submerged soil and the growth of rice. In: *Soil and Rice*. IRRI. Los Baños, Philippines. pp. 421-444.
- Randhawa NS, MK Sinha and PN Takkar. 1978. Micronutrient. p. 581-603. In: *Soil and Rice*. IRRI, Los Banos, Philippines.
- Ritvo G, Y Afnimelech and M Kochba. 2002. Empirical relationship between conventionally determined pH and in situ value in waterlogged soils. *Aquac Eng* 27 (1): 1-8.
- Shah Alam, S Kamei and S Kama. 2003. Amelioration of manganese toxicity in young rice seedling with potassium. *J Plant Nut* 26 (6): 1301-1314. doi: 10.1081/PLN-120020372.
- Sulaeman, Eviati and JS Adiningsih. 1997. The influence of Eh and pH influence on phosphate adsorption characteristics, the solubility of iron and other nutrients in the soil Hapludox Lampung. In: U Kurnia, Sukarman, O Harijaja, DD Tarigan, F Agus, N Suharta, DA Suriadikarta. *Proceeding of Meeting and Discussion and Communication Research Soil and Agro-climate*. Section: Chemistry and Soil Biology. Cisarua, Bogor 4-6 March 1997. Center for Soil and Agroclimate Research, Bogor, pp. 1-18 (in Indonesian).
- Sulaiman, A Arifin and G Nohoi. 1997. Correlation studies on rice growth with soil iron. *J Kalimantan Agric* 2 (4): 1-14 (in Indonesian).
- Tadano T and S Yoshida. 1978. Chemical changes in submerged soils and their effect on rice growth. In: *Soil and Rice*. IRRI. Los Baños. Philippine, pp. 399-420.
- van Breemen N and FR Moorman. 1978. Iron-toxic soils. In: *Soil and Rice*. IRRI, Los Baños, Philippines. p. 781-797.
- Widowati LR and S Rochayati. 2008. Nutrient management to improve rice productivity of newly opened paddy soil in Harapan Masa- Tapin In South Kalimantan. Paper presented at the National Seminar of BBSDLP, 25-27 November 2008. 13 p (in Indonesian).
- Widowati LR, Kencanasari A, S Widati, Maryam and S Rochayati. 2003. Calcium and magnesium fertilization on acid paddy soil in Central Lampung. In: *Proceedings of National Symposium on Utilization of Acid Soils*. Indonesian Soil Research Institute. Bogor (in Indonesian).
- Yusuf AD, Syamsudin, G Satari and S Djakasutami. 1990. The influence of pH and Eh of the solubility of Fe, Al and Mn on newly opened paddy soil on Sitiung Oxisol. *Rice Management Proceeding Support the food self-sufficient and Transmigration Program: Prospects and Problems*, pp. 237-269 (in Indonesian).